

# नए रजिस्ट्रेशन एवं लॉग इन की प्रक्रिया

# प्रक्रिया

- SSO लॉग इन के लिए पोर्टल Open करें-

<https://sso.rajasthan.gov.in>

- SSO-ID होने पर लॉग इन करें। अगर SSO-ID नहीं है तो **Register** लिंक पर क्लिक करें।

The screenshot shows the SSO Login portal interface. At the top, there is a dark blue header with the word "Login" in white. Below the header, there are two input fields: the first is for "SSOID or Official Email ID" with a "Forgot Username/ SSOID?" link below it, and the second is for "Password" with a "Forgot Password?" link below it. A captcha image is displayed below the password field, showing the numbers 1, 8, 5, 5, 2, and a right-pointing arrow. Below the captcha image, there is a text box for "Enter 6-digit captcha code" with a refresh icon. At the bottom of the form, there are three buttons: a red "Register" button with a user icon, a blue "Login" button, and a blue "Cancel" button. A large red arrow points to the "Register" button. Below the buttons, there is a note: "Note: Employees of Govt. of Rajasthan can use their Official Email ID as SSOID (username@rajasthan.gov.in/ @rajpolice.gov.in/ @riico.co.in/ @rvpn.co.in/ @jaipurmetrorail.in)." At the very bottom, there is a "HELPDESK (FOR ALL SSO APPLICATIONS)" link with a headset icon.

# प्रक्रिया

**Login**

SSOID or Official Email ID  
Forgot Username/ SSOID?

Password  
Forgot Password?

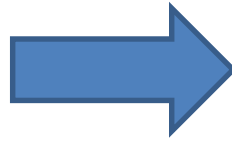
1 8 5 5 2 >

Please enter 6-digit captcha code in text box  
Enter 6-digit captcha code

**Register** Login Cancel

Note: Employees of Govt. of Rajasthan can use their Official Email ID as SSOID (username@rajasthan.gov.in/@rajpolice.gov.in/@riico.co.in/@rvpn.co.in/@jaipurmetrorail.in).

HELPDESK (FOR ALL SSO APPLICATIONS)



**Registration**

Citizen Udhyog **Government**

Please select an option to register :-

Govt. of Rajasthan Employee (SIPF Users)

Next Cancel

Note: Employees of Govt. of Rajasthan having their Official Email A/c need NOT register again. Instead, use Official Email ID as SSOID and Password to Login through SSO.



- इसके बाद डिस्प्ले हुई स्क्रीन पर अपनी SIPF number और SIPF portal password enter करें।

**Registration**

Citizen Udhyog **Government**

Please select an option to register :-

Govt. of Rajasthan Employee (SIPF Users)

SIPF Number (Ex. RJXXXXXXXXXXXXXXXXXX)

SIPF Portal Password

Next Cancel

Note: Employees of Govt. of Rajasthan having their Official Email A/c need NOT register again. Instead, use Official Email ID as SSOID and Password to Login through SSO.

Invalid User ID , Password बताने पर आप SIPF का PASSWORD Reset करवा सकते हैं। पासवर्ड Reset करवाने के लिए आप SIPF हेल्प डेस्क से संपर्क कर सकते हैं। (Help Desk E-Mail ID :- helpdesk.sipf@rajasthan.gov.in and Toll free Number :- 1800 180 6268) डिफॉल्ट रूप से Employee user के लिए username Employee ID or Password उसकी Date of Birth है।

# प्रक्रिया

### Registration

SSOID/ Username  
XXXXXXXXXX ✓


Only Alphabets(A-Z), Digits(0-9) & .(Dot) are allowed in SSOID and length should be 5-20 characters

Password  
Enter your password (Min. 8 characters)

Confirm Password  
Enter your confirm password (Min. 8 characters)

Register Cancel

*Note: Employees of Govt. of Rajasthan having their Official Email A/c need NOT register again. Instead, use Official Email ID as SSOID and Password to Login through SSO.*



### Registration

SSOID/ Username  
XXXXXXXXXX ✓

Only Alphabets(A-Z), Digits(0-9) & .(Dot) are allowed in SSOID and length should be 5-20 characters

Password  
Enter your password (Min. 8 characters)

Confirm Password  
Enter your confirm password (Min. 8 characters)

Register Cancel

*Note: Employees of Govt. of Rajasthan having their Official Email A/c need NOT register again. Instead, use Official Email ID as SSOID and Password to Login through SSO.*

### Alert

Registration Successful. Your password for SSOID: RJJXXXXXXXXX is sent to your registered mobile number XXXXXX5447 through SMS. It is strongly recommended to change the password at first logon.

OK Cancel



### RAJASTHAN SINGLE SIGN-ON (SSO) v 4.1

GOVERNMENT OF RAJASTHAN

UPDATE PROFILE

SSOID (User Name)	XXXXXXXXXX	Display Name	XXXXXXXXXX
E-Mail (Official)	Enter your Official E-mail address	E-Mail (Personal)	XXXXXXXXXX
Mobile Number	9XXXX	Gender	<input checked="" type="radio"/> Male <input type="radio"/> Female <input type="radio"/> Other
Date of Birth*	XXXX	Designation*	JXXXX
Administrative Department*	--SELECT DEPARTMENT--	Employee ID	XXXXXXXXXX
Telephone Number	Phone Number with STD Code	IP Phone Ext.	Enter IP Phone Extension
Postal Address	XXXXXXXXXXXXXXXXXX	Postal Code	XXX
City/ District	Enter your city name	State	XXXX
Bhamashah ID/ Enrollment ID	Bhamashah ID/ Enrollment ID	Aadhaar ID (UID)	Aadhar ID (UID)

Update Cancel Logout

© DOIT&O, Govt. of Rajasthan All Rights Reserved. | Release Notes (Last Release Date 02-08-2016)

**Register** बटन पर क्लिक करने के बाद, अपना पासवर्ड बनाएँ। पासवर्ड सफलतापूर्वक बनाने पर संदेश दिखाई देगा। पासवर्ड बन जाने पर लॉगिन कर के खुद की डिटेल्स अपडेट कर सकते हैं। (आधार नंबर अपडेट करना आवश्यक है। )

# प्रक्रिया

## Login

SSOID or Official Email ID [Forgot Username/ SSOID?](#)

Password [Forgot Password?](#)


1 8 5 5 2 >

Please enter 6-digit captcha code in text box  
Enter 6-digit captcha code

[Register](#) [Login](#) [Cancel](#)

Note: Employees of Govt. of Rajasthan can use their Official Email ID as SSOID (username@rajasthan.gov.in/ @rajpolice.gov.in/ @riico.co.in/ @rvpn.co.in/ @jaipurmetrorail.in).

[HELPDESK \(FOR ALL SSO APPLICATIONS\)](#)



RAJASTHAN SINGLE SIGN-ON (SSO) v 4.1  
GOVERNMENT OF RAJASTHAN

Active Apps

BHASHAH E-MITRA RACK RAAS Raj eSign RAJ E-SIGN RAJ SAMPAK RAJCHAT SIPP SMS STORE INCIDENT MGMT



SSO-ID होने पर लॉगिन करने के बाद Profile option में जा कर Employee ID अपडेट करना अनिवार्य है ।

ssotest.rajasthan.gov.in/profile

RAJASTHAN SINGLE SIGN-ON (SSO) v 4.1  
GOVERNMENT OF RAJASTHAN

### UPDATE PROFILE

SSOID (User Name)	XXXXXX	Display Name	XXXXXXXXXX
E-Mail (Official)	Enter your Official E-mail address	E-Mail (Personal)	SHARMARC15@GMAIL.COM
Mobile Number	XXXX	Gender	<input checked="" type="radio"/> Male <input type="radio"/> Female <input type="radio"/> Other
Date of Birth*	XXXX	Designation*	Joint Director
Administrative Department*	--SELECT DEPARTMENT--	Employee ID	XXXXXXXX
Telephone Number	Phone Number with STD Code	IP Phone Ext.	Enter IP Phone Extension
Postal Address	XXXXXXXXXXXXXXXXXXXX	Postal Code	XXXX
City/ District	Enter your city name	State	XXXXXX
Bhamashah ID/ Enrollment ID	Bhamashah ID/ Enrollment ID	Aadhaar ID (UID)	Aadhaar ID (UID)

[Update](#) [Cancel](#) [Logout](#)

# प्रक्रिया

- SIPF number अथवा Employee ID पता नहीं होने पर <http://sipf.rajasthan.gov.in/> पे जाकर Employee details ऑप्शन का चयन करें।
- Employee details में जाकर अपना नाम एवं अपनी जन्म तिथि भरें।  
आपकी Employee ID के साथ नीचे दर्शाया पेज डिस्प्ले होगा।

Government of Rajasthan, India  
State Insurance & Provident Fund Department

Home About SIPF Schemes Scheme Indexes GOR Employee Data Right To Information Current Activities Photo Gallery Contact SIPF F.O.

You are here: Home > GOR Employee Data > Employee Details

Public Domain

- Birth Day Celebrants
- Employee Details
- GOR Employee Report in Public Domain
- GOR Employee Statistics

Employee Details

Employee Name \* umesh chand joshi

Father's/Husband's Name

Date of Birth \* Day: Jul Year:

Date of Appointment Day: Month: Year:

Fields marked with asterisk (\*) are mandatory

Search Clear

Employee List matching the search criteria:

Name	FH Name	Date Of Birth
XXXXXXXX	XXXXXXXX	XXXXXX

Quick Information

Employees of State Government of Rajasthan can view their current service details registered at SIPF online.

Employee Details of Mr. XXXXXXXX

Employee ID	XXXXXXXXXX
Title	Mr.
Employee Name	XXXXXXXXXX
Gender	Male
Date of Birth	XXXXXX
Place of Birth	XXXXXX
Marital Status	XXXXXXXX
Date of Marriage	XXXXXX
Blood Group	X
Educational Qualification	MCA, MBA
Class	
Recruitment Type	
Department	XXXXXXXXXXXXXX
DDO	XXXXXXXXXXXXXX
Account Head	X
Category	XXXXXX
Designation	XXXXXXXXXX
Date of 1st Appointment/Joining	XXXXXX
Joining Date in Present Office	XXXXXX
Date of Retirement	XXXXXX
Basic Pay	26740

# प्रक्रिया

- लॉग इन होने के बाद बनाई गई **SSO-ID** के माध्यम से पोर्टल पर लॉग इन करें।

**Login**

XXXXXX  
Forgot Username/ SSOID?

.....  
Forgot Password?

3 0 7 5 1 1  
Please enter 6-digit captcha code in text box  
Enter 6-digit captcha code

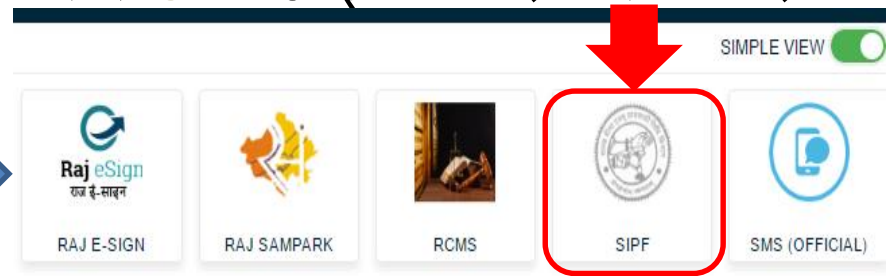
Register Login Cancel

Note: Employees of Govt. of Rajasthan can use their Official Email ID as SSOID (username@rajasthan.gov.in/ @rajpolice.gov.in/ @riico.co.in/ @rvpn.co.in/ @jaipurmetrorail.in).

HELPDESK (FOR ALL SSO APPLICATIONS)

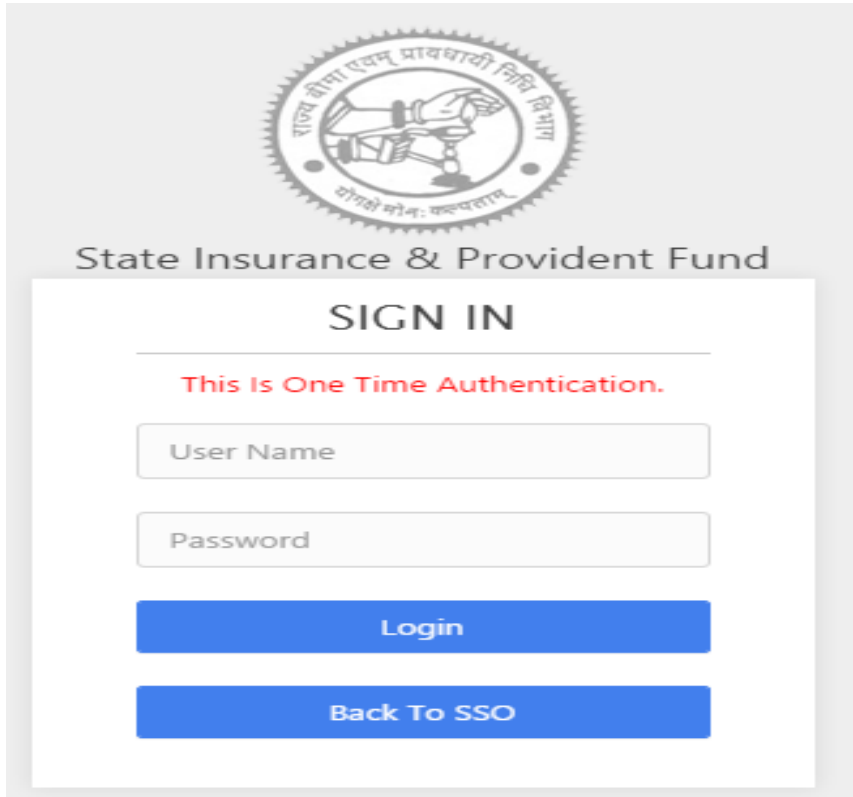


- **SIPF Application** को ओपन करने के लिए **SIPF** आइकॉन पर क्लिक करें।



# प्रक्रिया

- **SIPF Application** के **one time Authentication** पेज पर अपना **SIPF username** और **password** एंटर कर सबमिट करे |
- जब आप एक बार **Authentication** कर लेते है तब इस के पश्चात आप अगले समय से डायरेक्ट **SIPF** लिंक के द्वारा **SIPF** के डैसबोर्ड को प्राप्त कर सकते है |
- इस के पश्चात आपको **SIPF Application** का डैशबोर्ड प्राप्त होगा



The image shows the 'State Insurance & Provident Fund SIGN IN' page. At the top is the logo of the Government of Rajasthan. Below the logo, the text 'State Insurance & Provident Fund' and 'SIGN IN' are displayed. A red message states 'This Is One Time Authentication.' There are two input fields: 'User Name' and 'Password'. Below these fields are two blue buttons: 'Login' and 'Back To SSO'.





# DDO लॉग इन की प्रक्रिया

यदि आपने पहले DDO के माध्यम से लॉग इन किया है, तो आपका Employee ID DDO से मैप हो गया है।

# प्रक्रिया

SSO पोर्टल पर जाएं और अपने SSO ID से लॉगिन करें। SIPF पोर्टल पर जाएं और अपना रोल बदल लें।

State Insurance & Provident Fund

Change Theme / Skin - Customer - XXXXXXXXXXXXXXX-

Customer  
Ddo

Home

News & Events

After Submission of RajMediclam / Withdrawal / Loan / Claim

GPF/NPS Summary SI Summary Temp. Withdrawal SI Loan

e-Bags/e-Passbooks

Profile & Ledger Information

Profile ₹ GPF/NPS SI GPA Contracts Pending Task Summary My Transactions

XXXXXXXXXXXXXXXXXXXX

XXXXXXXXXXXXXXXXXXXX

# प्रक्रिया

यदि आपको DDO रोल दिखाई नहीं दे रहा है तो SIPF Helpline पर कॉल करें।

**Help Desk E-Mail ID :- [helpdesk.sipf@rajasthan.gov.in](mailto:helpdesk.sipf@rajasthan.gov.in)**

**Toll free Number 1800 180 6268**